

M A G N E T I C D R I V E P U M P S

MPP 500 - MPP 501

Operating principle

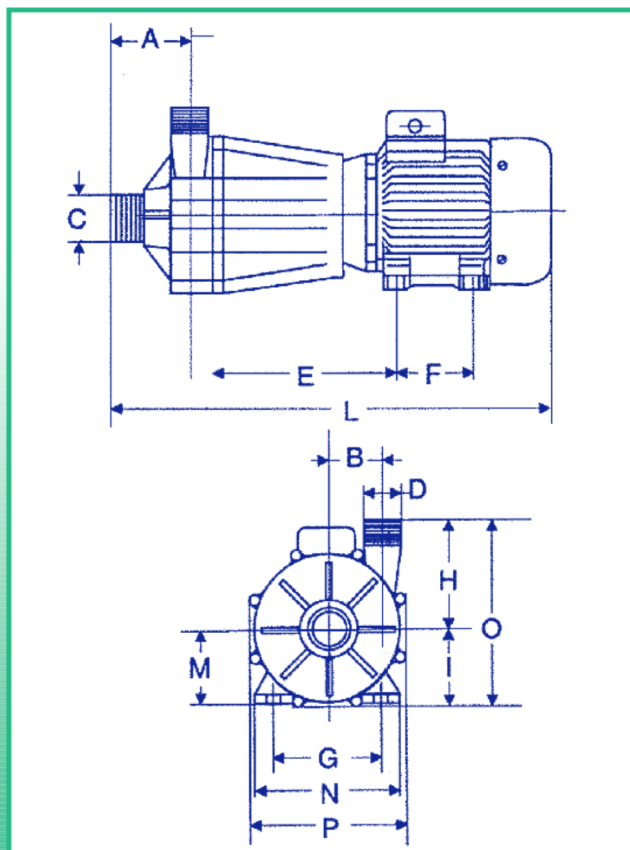

The distinctive feature of magnetic drive pump is the absence of a connection between motor and pump.

The rotation of the impeller is obtained by the magnetic force between two magnets : one is coupled to the motor, the other drives the impeller.

This construction guaranties the highest reliability and avoids any leakage, so maintenance interventions are reduced and simplified.

The materials used are:

- Polypropylene and PVDF for plastic components.
- Ceramics (Al₂O₃ 99,7%) for shaft and thrust ring.
- Rulon for bearings
- EPDM or Viton for the O-ring.



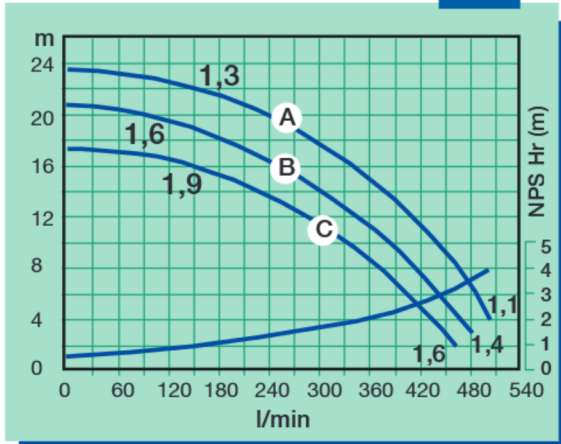
MODEL	MPP 500	- MPP 501
A	106	106
B	63,5	63,5
C	2"	2"
D	1"1/2	1" 1/2
E	245,5	245,5
F	125	125
G	140	140
H	137,5	137,5
I	100	100
L	565	565
M	90	90
N	184	184
O	237,5	267,5
P	200	200
KW	2,2	3
PHASES	3	3
Rpm	2800/3450	2800/3450
KG	21,5	24

MPP 500 - MPP 501

M A G N E T I C D R I V E P U M P S

MPP 500

50Hz

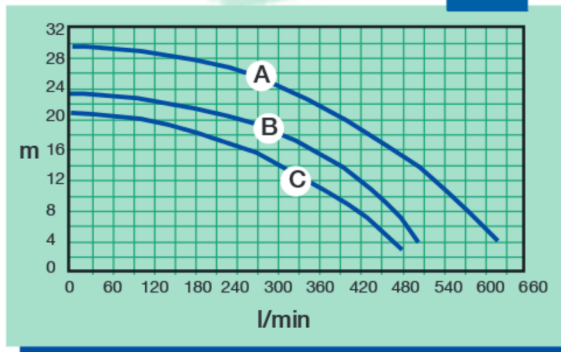


DIRECTIVES:

- The pump should never run dry.
- Dirty liquids and crystals reduce the life of the bearings.
- The ambient temperature should be between 0 and 40 °C.
- Flame proof motors should be used in explosive atmospheres.
- The liquid should not crystallize in the pump.
- The maximum temperature of the pumped liquid should be: 70 °C (for PP) 95 °C (for PVDF)
- The pump is normal priming.

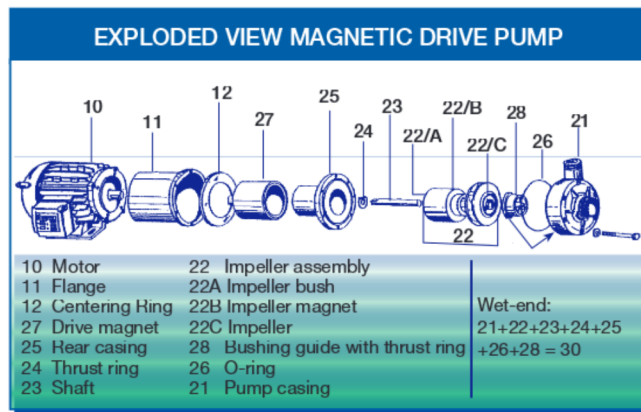
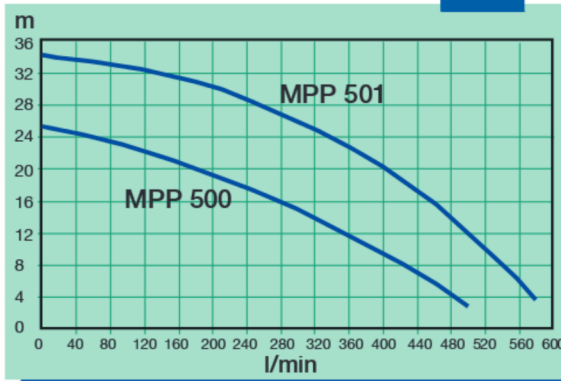
MPP 501

50Hz



MPP 500 - MPP 501

60Hz



Curve references:
water at ambient temperature