



ADVANTAGES

- Accidentally dry run capability with carbon impeller bearing
- Energy saving

FEATURES

- Seal less magnetic drive coupling
- Tmax exercise: PP 80°C - PVDF 98°C
- Connections:
 - socket union for rigid piping connection with PP, PVC, PVDF union ends choice
 - hose barb for hose connetcions
 - flanged


APPLICATION FIELDS

- Acid and alkaline soutions with minimal solid suspended partides
- Electroplating, Chemical and PCB industry

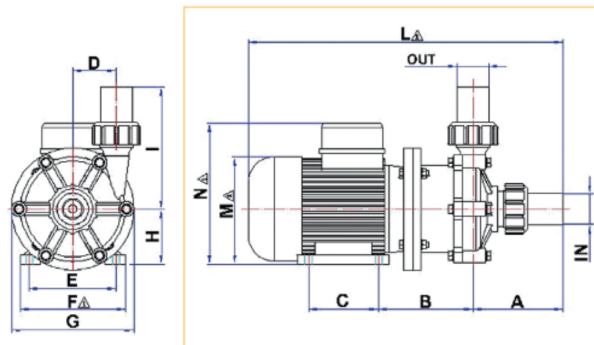
SPECIFICATIONS

	Flow Rate max (l/min.)	Head max (m)	Motor (kw)	IN/OUT D (mm)	T max (°C)	Weight* (kg)
50 Hz	520	28	2,20	63 x 50	PP: 80	PP: 28,00
60 Hz	520	28	2,20	63 x 50	PVDF: 98	PVDF: 30,00

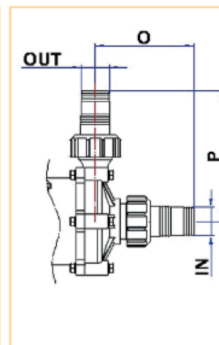
* It depends on the motor



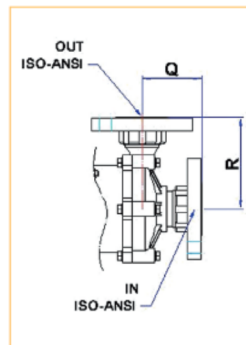
CONNECTION TYPE B



CONNECTION TYPE P



CONNECTION TYPE F



Dimensions:

Mod.	A	B	C	D	E	F Δ	G	H	I	L Δ	M Δ	N Δ	O	P	Q	R	IN	OUT
EVT30	144,0	198,0	125	84	140	170	246	90	201	567	176	220	175,0	246	86,0	160	63	50

Δ It changes according with motor supplier

PUMP IDENTIFICATION

Model	Pump body	Impeller	Shaft	Impeller bearing	O-Ring	Connections	Motor / rpm
EVT 30	P = PP F = PVDF	P = PP F = PVDF	C = Ceramic S = SIC	T = PTFE G = Carbon C = Ceramic	E = EPDM V = Viton	B = Socket union F = Flanged P = Hosebarb	A = 50 Hz / 2800 B = 60 Hz / 3400
EVT 30	P	P	C	G	E	B	A

EVT - Pumps have dry run accidentally capability when equipped with carbon impeller bearing